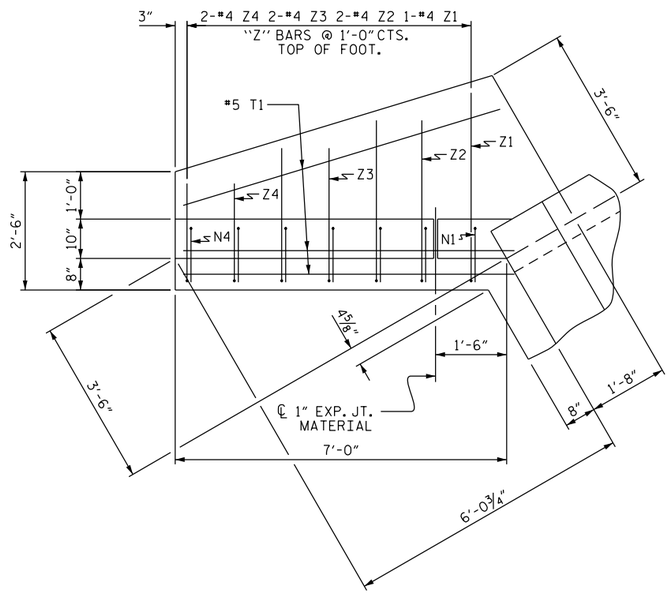

PLAN

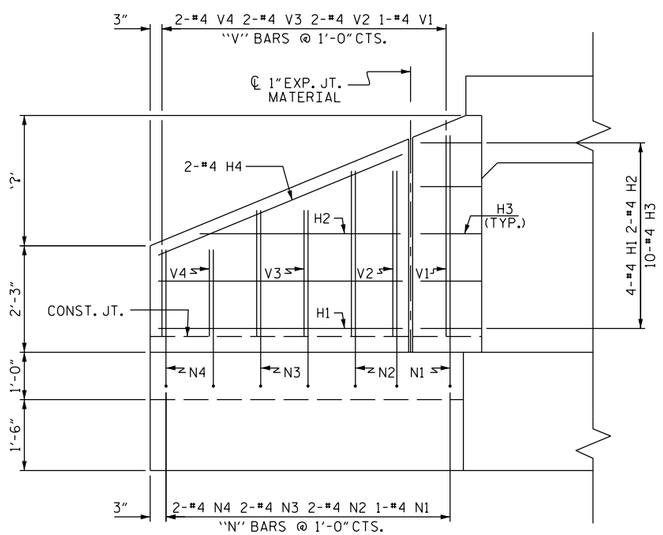

ELEVATION

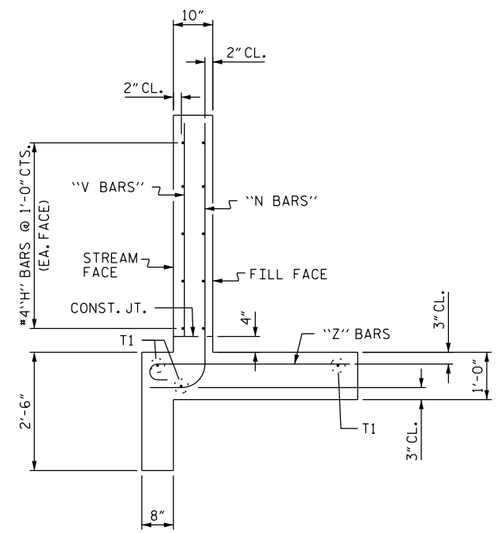

TYPICAL WING SECTION

BAR TYPES

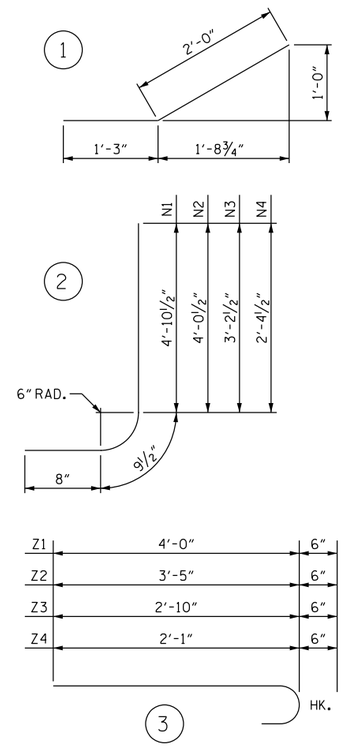

ALL BAR DIMENSIONS ARE OUT TO OUT.

BILL OF MATERIAL

BAR	NO.	SIZE	TYPE	LENGTH	WEIGHT
H1	16	#4	STR	5'-2"	55
H2	8	#4	STR	4'-3"	23
H3	40	#4	1	3'-3"	87
H4	8	#4	STR	5'-7"	30
N1	4	#4	2	6'-4"	17
N2	8	#4	2	5'-6"	29
N3	8	#4	2	4'-8"	25
N4	8	#4	2	3'-10"	20
T1	12	#5	STR	7'-0"	88
V1	4	#4	STR	4'-3"	11
V2	8	#4	STR	3'-6"	19
V3	8	#4	STR	2'-8"	14
V4	8	#4	STR	1'-10"	10
Z1	4	#4	3	4'-6"	12
Z2	8	#4	3	3'-11"	21
Z3	8	#4	3	3'-4"	18
Z4	8	#4	3	2'-7"	14

REINFORCING STEEL
FOR 4 WINGS 493 LBS

CLASS A CONCRETE
4 WINGS 8.3 CY
2 HEADWALLS CY
END CURTAIN WALLS CY
TOTAL CY

PROJECT NO. -
- COUNTY
STATION: -
SHEET _ OF _

STATE OF NORTH CAROLINA
DEPARTMENT OF TRANSPORTATION
RALEIGH

STANDARD WINGS FOR CONCRETE BOX CULVERT

H = 4'-0" SLOPE = 2:1
90° SKEW

ASSEMBLED BY : -	DATE : -				
CHECKED BY : -	DATE : -				
DRAWN BY : CCJ 10/99	REV. 6/19 MAA/THC				
CHECKED BY : RWW 03/00					

REVISIONS

NO.	BY:	DATE:	NO.	BY:	DATE:
1			3		
2			4		

SHEET NO.
TOTAL SHEETS

DOCUMENT NOT CONSIDERED FINAL UNLESS ALL SIGNATURES COMPLETED

STD. NO. CW9004